



Schedule & Timecard Mobile App Setup

This app is for DRD employees only, and will only work if you are a current employee.

From your mobile app store, install: ***InfiniTime Mobile***.
Open app. The setup screen will appear.

Enter the information EXACTLY as shown below or to the right:

User Info

Authorization: **9477-04FF**

Clock Id: **####** (this is your unique information, it's the first number you enter when clocking in)

Clock Password: **####** (this is your unique information, it's the second number you enter when clocking in)

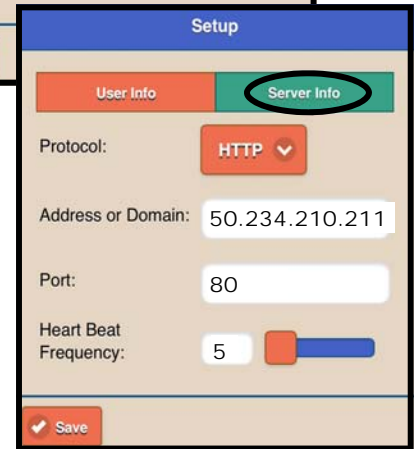
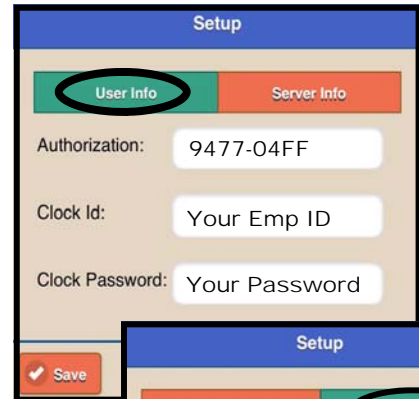
Server Info

Protocol: **HTTP** (not HTTPS)

Address or Domain: **50.234.210.211**
(remove the default information of www.InfiniTimeOnline.net)

Port: **80**

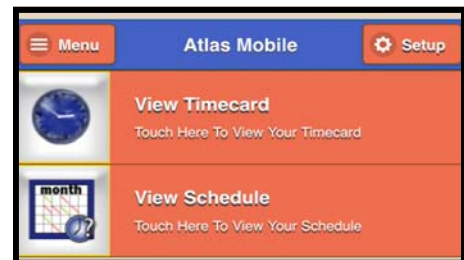
Heart Beat Frequency: **5**



If you did everything correctly, you will see the next screen. If you are returned to an empty setup screen, you entered something wrong and must start over.

View Timecard

View Schedule



Type	Date	Begin Time	E
Working	July 4, 2016	12:00:00 PM EDT	4
Working	July 5, 2016	12:00:00 PM EDT	
Working	July 6, 2016	1:00:00 PM EDT	

Department	Job	Task
Western Region	Heron Harbor	One
Western Region	Cove Condominiums	One
Western Region	Cove Condominiums	One

Swipe over to see the pool name (JOB)



If you have trouble, PLEASE double-check your settings. That is the ONLY thing that could be wrong. DO NOT call the office. Send a screenshot of your settings along with your name to payroll@drdpools.com and your settings will be reviewed and a response sent.